



All India Institute of Medical Sciences

User's Manual 2012

# Introduction

Open the Website of All India Institute of Medical Sciences. The URL of the website is <http://www.aiimsexam.org>. The home page is shown below.

The screenshot displays the homepage of the All India Institute of Medical Sciences (AIIMS) website. The header features the AIIMS logo, the name of the institute, and contact information. Navigation links for Home, Admin, and Contact Us are provided. A banner for the Entrance Examination - 2012 is visible, along with a Helpline No. and Online Support link. The main content area is divided into several sections: Notifications, Registration / Login, Downloads, Welcome, and Announcements. The Notifications section lists various exam results and important notices. The Registration / Login section provides a link to choose a course and register. The Downloads section lists various exam materials. The Welcome section provides a brief overview of the institute. The Announcements section lists various exam-related updates.

**All India Institute of Medical Sciences**  
Tel: 91-11-26588500, 91-11-26588700, 91-11-26588900  
Fax: 91-11-26588663, 91-11-26588641

**Entrance Examination - 2012**  
Helpline No.: 1860-1801815  
Online Support

**Keydates** **Prospectus** **Archive**

**Notifications**

- IMPORTANT NOTICE-Postponement of Declaration of Result of AIPGMEE-2012  
..Read more
- Stage-I Result for Recruitment to the post of Technician (Radiology) Grade-II, on the basis of Written Test held on 04-02-2012  
..Read more
- Result Ph.D Entrance Examination Jan 2012 Session (Stage-I)  
..Read more
- Senior Residents/Senior Demonstrators Jan 2012 STAGE-I Written Test Result, held on 15 Jan 2012  
..Read more
- List of candidates who secured 50% or more marks in AIIMS-PG (MD/MS/MCh) (6 Years) Entrance Examination, January 2012 Session  
..Read More
- IMPORTANT NOTICE- SR/SD JANUARY, 2012 (Exam Date: 19th JAN, 2012)  
..Read More
- IMPORTANT NOTICE FOR AIPGMEE-2012 CANDIDATES  
..Read More

**Registration / Login**  
Choose your desired course and then click on the "go" button to proceed further or to register.  
-Select your course-

**Downloads**

- PhD Jan 2012 Entrance Exam Admit Card
- SR/SD ADMIT CARD JAN 2012
- Admit Cards AIPGMEE-2012-MD/MS/Diploma Courses
- Admit Cards AIPGMEE-2012-MDS Courses

**Welcome**  
All-India Institute of Medical Sciences was established as an institution of national importance by an Act of Parliament with the objects to develop patterns of teaching in Undergraduate and Post-graduate Medical Education in all its branches so as to demonstrate a high standard of Medical Education in India, to bring together in one place educational facilities.  
..Read more

**Announcements**

- Form will be Live from 17/12/2011 till 5th Jan/2012 5.00 PM.
- NOTE-Candidates of SR/SD Jan 2012 are not required to send any document to AIIMS. The candidates will be required to produce original certificates in support of qualifications obtained/category shown in Registration Slip at the time of interview as per eligibility condition as laid down in advertisement, failing which the candidates will not be allowed for interview and no correspondence in this regards will be entertained.

Copyright © All India Institute of Medical Sciences, New Delhi. All rights Reserved.

# How to Register?

Using the **Registration/Login** an Applicant can navigate to the desired section of the site. If an Applicant is accessing the website for the first time then register yourself in <http://www.aiimsexam.org>.



The image shows a mobile application interface for 'Registration / Login'. It has a blue header with the title and a back arrow. Below the header, there is instructional text: 'Choose your desired course and then click on the "go" button to proceed further or to register..'. At the bottom, there is a dropdown menu with the placeholder text '--Select your course--' and a blue 'GO' button.

## 1. Registration/Login

- A. Select your course in the **Registration/Login** section.
- B. Click, Go button in the **Registration/Login** section.

Login Page is shown below, if you are a new applicant, click on the **Proceed** button on New Registration Section. If you have already applied then enter your Application No and Password, which is already sent through SMS and Email at the time of registration and click **Login** button. **Applicant must ensure that their mobile no. is not registered with DND (Do Not Disturb) service. Applicant must check his/her E-mail (Inbox, Junk mail & Spam) after registration.**



The image shows a mobile application interface with two main sections. The left section is titled 'New Registration !!' and contains the text 'If you have not registered yet, then kindly register first by clicking the "Proceed" button given below.. !!' and a blue 'Proceed' button. The right section is titled 'Applicant Login' and contains the text 'If you have already registered, then kindly enter Application No. & Password.' Below this text are two input fields: 'Application No.:' and 'Password:'. At the bottom of the right section are two blue buttons: 'Login' and 'Reset'. A large 'SAMPLE' watermark is visible across the entire page.

# New Registration

**APPLICATION FORM**

Fields mentioned with \* sign are mandatory

Candidate is required to press the "Save & Proceed" button after filling his complete Registration detail for the completion of first step of Registration process.

Course Applying:\*

--Select--

Applicant's Name:\*

Father's Name:\*

Gender:\*

☐ Male ☐ Female

Orthopaedic Physically Handicapped:\*

☐ Yes ☐ No

Date of Birth:\*

Mother's Name:\*

Category:\*

--Select--

Nationality:\*

☐ Indian ☐ Others

State of Domicile(See Appendix-1 of the prospectus):\*

--Select--

Language in which Question paper is desired:\*

☐ Hindi ☐ English

**Address Details**

**Mailing Address**

Address:\*

State:\*

--Select--

City:\*

Pin Code:\*

**Permanent Address**

Address:\*

State:\*

--Select--

City:\*

Pin Code:\*

(Click here if Permanent Address is same as filled Mailing Address)

**Contact Details**

Telephone No.:

Fax No.:

Mobile No.:

**Login Details**

Please remember or do make a note of your login details as you may require this for future communications.

Email ID:\*

Password:\*

Confirm Password:\*

(Password length should be 6 to 10 characters long)

**DECLARATION**

Kindly Check & agree with the declaration mentioned below before submitting Registration Form.

☐ I agree to abide by the rules and regulations governing this examination and as contained in the prospectus.

**UNDERTAKING/DECLARATION:** I solemnly affirm that the information furnished herein is true and correct in all respects. I have not concealed any information. I realise that if any information furnished herein is found to be incorrect or untrue; I shall be liable to civil/criminal prosecution and also forgo my claim to the seat in the institute. Further, I affirm that no proceedings in respect of any civil/criminal offence alleged to have been committed by me are pending before any criminal court in India. I agree to abide by the rules and regulations governing this examination and as contained in the prospectus.

Save & Proceed

The Registration page is shown above, in which the applicant has to fill out the required information then kindly check the declaration and click on **Save & Proceed** button.

# Confirmation

After clicking on **Save & Proceed** button, a confirmation page will appear to just re-check the details entered by applicants. To confirm your details click on **Save & Proceed** button otherwise click on **Edit** button to edit the details.

## CONFIRMATION FORM

Candidate is requested to check his complete Registration detail and press the "Save & Proceed" button again for the completion of first step of Registration process.

If there is some mistake, then kindly press the "Edit" button given below to "Edit or correct" your current details"

Applicant's Name:	VIKASH KUMAR		
Father's Name:	S PRASAD		
Mother's Name:	M DEVI		
Date of Birth:	05/02/1984 (DD/MM/YYYY)	Gender:	Male
Category:	04 - OBC(Creamy Layer)	Orthopaedic Physically Status:	No
Nationality:	Indian	State of Domicile:	04 - Bihar
Preferred Language:	English		

## Address Details

### Mailing Address

Address:	H-25A, Ground Floor, Shakarpur
State:	06 - Delhi
City:	Delhi
Pin Code:	110092

### Permanent Address

Address:	H-25A, Ground Floor, Shakarpur
State:	06 - Delhi
City:	Delhi
Pin Code:	110092

## Contact Details

Telephone No.:	-	Fax No.:	-
Mobile No.:	9711253396	Email ID :	vikkumarash@gmail.com

[➤ Edit](#) [➤ Save & Proceed](#)



# Edit Registration

This form is used to edit wrongly entered entries by applicants by own and can change/correct the details.

**APPLICATION FORM**

Fields mentioned with \* sign are mandatory

Candidate is required to press the "Save & Proceed" button after filling his complete Registration detail for the completion of first step of Registration process.

Course Applying:\*

MBBS

Applicant's Name:\*

VIKASH KUMAR

Father's Name:\*

S PRASAD

Gender:\*

☒ Male ☐ Female

Orthopaedic Physically Handicapped:\*

☐ Yes ☒ No

State of Domicile(See Appendix-1 of the prospectus):\*

Language in which Question paper is desired:\*

☐ Hindi ☒ English

Date of Birth:\*

05/02/1984

Mother's Name:\*

M DEVI

Category:\*

04 - OBC(Creamy Layer)

Nationality:\*

☒ Indian ☐ Others

04 - Bihar

**Address Details**

**Mailing Address**

Address :\*

H-25A, Ground Floor, Shakarpur

State :\*

06 - Delhi

City :\*

Delhi

Pin Code :

110092

**Permanent Address**

Address :\*

H-25A, Ground Floor, Shakarpur

State :\*

06 - Delhi

City :\*

Delhi

Pin Code :

110092

(Click here if Permanent Address is same as filled Mailing Address)

**Contact Details**

Telephone No.:

-

Fax No.:

-

Mobile No.:\*

9711253396

**Login Details**

Please remember or do make a note of your login details as you may require this for future communications.

Email ID:\*

vikkumarash@gmail.com

Password:\*

\*\*\*\*\*

Confirm Password:\*

\*\*\*\*\*

(Password length should be 6 to 10 characters long)

**DECLARATION\***

Kindly Check & agree with the declaration mentioned below before submitting Registration Form.

☒ I agree to abide by the rules and regulations governing this examination and as contained in the prospectus.

**UNDERTAKING/DECLARATION:** I solemnly affirm that the information furnished above is true and correct in all respects. I have not concealed any information. I realise that if any information furnished herein is found to be incorrect or untrue; I shall be liable to civil/criminal prosecution and also forgo my claim to the seat in the institute. Further, I affirm that no proceedings in respect of any civil/criminal offence alleged to have been committed by me are pending before any criminal court in India. I agree to abide by the rules and regulations governing this examination and as contained in the prospectus.

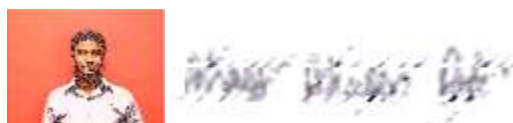
Save & Proceed

# Upload Images

Applicants need to upload their latest Photograph and Signature. If Applicant doesn't have Photograph and Signature at the time of **Registration** just click on **Skip** button, Applicant can upload Photograph and Signature from **My Page**. Supported format of file (gif, png, jpg, jpeg)



**Note:** Preview of Candidate Photo and Signature must be clearly visible to candidate, if photo/signature image is coming small or not visible in preview on website online then it mean photo/signature is not as per the AIIMS prescribe format and your application will be rejected. So, be careful while uploading your photo and signature.



## How to Crop Images?

If Applicants have scanned image of Photo and Signature he/ she need to crop the image properly read the steps below.

1. Scan the image of Photo and Signature
2. Open it with **MS-Paint** select **Photo** and press **Ctrl+c** or **Copy** from **Edit** menu, paste the copy image to new window of MS-Paint and save it in **jpg** format
3. Open it with **MS-Paint** select **Signature** and press **Ctrl+c** or **Copy** from **Edit** menu, paste the copy image to new window of MS-Paint and save it in **jpg** format

# Already Registered?

If you are already registered, then enter **Application No** and **Password**, if the details provided by you are correct & matches with registered record then you will be redirected to the **My Page**

## New Registration !!

If you have not registered yet, then kindly register first by clicking the "Proceed" button given below.. !!

[➤ Proceed](#)

## Applicant Login

If you have already registered, then kindly enter Application No. & Password.

Application No.:

Password:

[➤ Login](#) [➤ Reset](#)



# My Page

**My Page** displays the status of an applicant. In this page an applicant can see his/her **General Details**, **Due Steps**, **Registration Fee Status**, **Registration Slip Status** etc.

1	Registration Incomplete	2	Upload Images Done	3	Payment Slip In Process...	4	Fee Payment Not Done	5	Registration Slip Not Done
<b>General Details (MBBS)</b> <a href="#">Edit Details</a>									
Application No.:	1011000016							 Vikash Kumar 01.02.2012	
Applicant's Name:	VIKASH KUMAR								
Father's Name:	S PRASAD							<a href="#">Upload Photo</a>   <a href="#">Upload Signature</a>	
Mother's Name:	M DEVI								
Date of Birth:	05 Feb 1984	Gender:	Male						
Category:	OBC(Creamy Layer)	Orthopaedic Physically Handicapped:	No						
<b>Due Steps:</b>									
Registration:	Incomplete   								
Payment Slip:	Generate bank challan slip to pay your Registration fee.								
Fee Payment:	Pay your Registration fee.								
<b>Note :</b> Please complete these above steps to complete Registration process before closing date of registration otherwise your application will be rejected without any intimation.									
<b>My Status</b>									
Registration Fee:	✗ Un-paid(Non-Refundable)  <a href="#">Pay through SBI Bank Challan !!</a>								
Registration Slip:	✗ Unpaid   Pay your Registration fee !!								

Click here to generate  
SBI Bank Challan





# How to Make Payment?

Applicant need to click on **Pay through SBI Bank Challan** link to generate **Bank Challan** from **My Status** section on **My Page** and deposit the registration fee at nearest **SBI Branch**. Challan can be deposited minimum one day after generation of challan, so advisable to complete your process before time to avoid last day disappointment.

PrintClose

Cash Voucher | Bank Copy



भारतीय स्टेट बैंक  
State Bank of India  
With you - all the way

CASH CAN BE TENDERED AT ANY SBI BRANCH  
MBBS 2012 - Application Fee Payment Challan

Use CBS Screen No.:	8888
Fee Type:	24
Reg. ID/Ref. No.:	1011000016
Date of Birth:	05 Feb 1984

Challan can be deposited minimum one day after the generation of challan.

Candidate Name:	VIKASH KUMAR
Mobile No.:	9711253396
Email ID:	vikkumarash@gmail.com
Category:	OBC(Creamy Layer)
<b>Transaction</b>	<b>Amount</b>
Examination Fee:	Rs.1000/-
Bank Charges:	Rs.25/-
<b>Total Amount:</b>	<b>Rs.1025/-</b>
Total Amounts in words:	One Thousand Twenty-Five

Signature of Candidate



JOURNAL NUMBER

For Receiving Branch use only  
1. Please note to write the Journal Number in all the challans.

AUTHORISED  
SEAL/DATE  
SIGNATORY

Disclaimer : AIIMS does not own any liability whatsoever for fee deposits not-reported/ mis-reported/reported late by any bank. Note : Kindly deposit your Fee Payment at bank after 24 hours of E-Slip generation.

Cash Voucher | Candidate Copy



भारतीय स्टेट बैंक  
State Bank of India  
With you - all the way

CASH CAN BE TENDERED AT ANY SBI BRANCH  
MBBS 2012 - Application Fee Payment Challan

Use CBS Screen No.:	8888
Fee Type:	24
Reg. ID/Ref. No.:	1011000016
Date of Birth:	05 Feb 1984

Challan can be deposited minimum one day after the generation of challan.

Candidate Name:	VIKASH KUMAR
Mobile No.:	9711253396
Email ID:	vikkumarash@gmail.com
Category:	OBC(Creamy Layer)
<b>Transaction</b>	<b>Amount</b>
Examination Fee:	Rs.1000/-
Bank Charges:	Rs.25/-
<b>Total Amount:</b>	<b>Rs.1025/-</b>
Total Amounts in words:	One Thousand Twenty-Five

Signature of Candidate

JOURNAL NUMBER

For Receiving Branch use only  
1. Please note to write the Journal Number in all the challans.

AUTHORISED  
SEAL/DATE  
SIGNATORY

Disclaimer : AIIMS does not own any liability whatsoever for fee deposits not-reported/ mis-reported/reported late by any bank. Note : Kindly deposit your Fee Payment at bank after 24 hours of E-Slip generation.

**Note:** After making the payment please retain the **Candidate Copy** of Challan form safely and the **Bank Copy** will be retained by the Bank.

# How to Generate Registration Slip?

An Applicant can take print of **Registration Slip** once his/her payment approved by Bank. Click on **Print Registration Slip** link to take print from **My Status** section on **My Page**.

The screenshot displays a user's registration progress at the top, followed by a 'General Details (MBBS)' section and a 'My Status' section. A large 'SAMPLE' watermark is overlaid diagonally across the page.

**Progress Bar:**

- 1 Registration Done
- 2 Upload Images Done
- 3 Payment Slip Done
- 4 Fee Payment Done
- 5 Registration Slip Done

**General Details (MBBS)** [Edit Details](#)

Application No.:	1011000016		
Applicant's Name:	VIKASH KUMAR		
Father's Name:	S PRASAD		
Mother's Name:	M DEVI		
Date of Birth:	05 Feb 1984	Gender:	Male
Category:	OBC(Creamy Layer)	Orthopaedic Physically Handicapped:	No

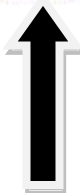
**My Status**

Registration Fee: ✓ Paid(Non-Refundable) | [Click here to print receipt](#)

Registration Slip: ✓ [Preview](#) | [Print Registration Slip](#)

On the right side of the 'General Details' section, there is a photo of Vikash Kumar dated 01.02.2012 and a signature. Below the photo are links for [Upload Photo](#) and [Upload Signature](#).

Click here to generate  
**Registration Slip**



# Registration Slip



**All India Institute of Medical Sciences**  
Ansari Nagar, New Delhi - 110008  
Entrance Examination - 2012



1011000016

## Registration Slip - MBBS - 2012

1) Application No.:	1011000016	17) Correspondence Address	H-25A, Ground Floor, Shakarpur, Delhi
2) Application Date	14 Feb 2012		
3) Course Applied	MBBS		
4) Applicant's Name	VIKASH KUMAR	17.a) State	Delhi
5) Date of Birth	05 Feb 1984	17.b) Pin Code	110092
6) Father's Name	S PRASAD	18) Permanent Address	H-25A, Ground Floor, Shakarpur, Delhi
7) Mother's Name	M DEVI		
8) Gender	Male		
9) Category	OBC(Creamy Layer)	18.a) State	Delhi
10) Orthopaedic Physically Handicapped:	No	18.b) Pin Code	110092
11) Nationality	Indian	19) Phone No.	-
12) State of Domicile	Bihar	20) Mobile No.	9711253396
13) Language in which Question paper is desired:	English	21) Fax No.:	
14) Have you appeared at AIIMS MBBS Entrance Exam earlier?:	Yes in 2011	22) Email id	vikkumarash@gmail.com
15) Centre Choice		23) Payment Details	
15.a) 1st Choice:	Ahmedabad	23.a) Mode of Payment	Cash(SBI)
15.b) 2nd Choice:	Delhi	23.b) Payment Type	Registration
16.a) Educational Qualification		23.c) Payment Date	06 Jan 2012
16) Last Qualifying Examination	SSC Exam(10+2)	23.d) Branch Code	
16.b) Qualifying Exam Status	Already Passed	23.e) Journal Number	
16.b.1) Maximum Marks	400		
16.b.2) Marks Obtained	350.00		
16.b.3) Percentage	87.50		



24) Photo of Candidate

*Vikash Kumar*

25) Signature of Candidate

**UNDERTAKING/DECLARATION:** I solemnly affirm that the information furnished above is true and correct in all respects. I have not concealed any information. I realise that if any information furnished herein is found to be incorrect or untrue, I shall be liable to civil/criminal prosecution and also forgo my claim to the seat in the institute. Further, I affirm that no proceedings in respect of any civil/criminal offence alleged to have been committed by me are pending before any criminal court in India. I agree to abide by the rules and regulations governing this examination and as contained in the prospectus.

**Note:** Do not send the hard copy of any document to AIIMS. Always keep **Application No., Password, Email and printed Registration Slip & Candidate Copy of Challan Form** with you for future reference.