

---

# *National Board of Examinations*

## Diplomate of National Board Centralised Entrance Test (DNB-CET) July 2016 Admission Session

### *Registration Guide*

---

#### **Important Instructions**

1. Candidates must check their eligibility for DNB-CET July 2016 admission session on [www.natboard.edu.in](http://www.natboard.edu.in)
2. "\*" indicates mandatory field. The boxes marked with this symbol must be filled in or candidates will not be allowed to complete the registration.
3. Candidates must ensure that they have a valid and unique email address before beginning the registration process.

#### **Overview**

To register to take the DNB-CET 2016, go to [www.cet.natboard.edu.in](http://www.cet.natboard.edu.in) and click on the "Register for DNB-CET" link. Candidates can register and schedule for the DNB-CET 2016 from **26 April – 31 May 2016**.

During registration, candidates will:

1. Create a profile.
2. Complete the DNB-CET application.
3. Schedule the exam
4. Pay for the exam.

**Estimated time to complete this process: 15 minutes.**

Before beginning, candidates should gather all the information needed to complete the registration process, including credit/debit card details, educational history, and internship details.



National Board of Examinations

Username Password Log In  
Forgot your username or password?

Welcome to NBE Registration

I am ready to register

Enter the characters you see in the image below:

XBBS

Begin My Registration

**Registration**  
Please pay online to complete your registration process. Keep your educational details and credit/debit card information handy before starting the registration process. Please refer to the instructions while filling up the application form.

**During registration, you will**

1. Create a profile
2. Fill out the application
3. Pay for your exam

Note: The system will save each step after you complete it. If you need to leave after a step and come back later, you should log in as an existing user with the password you have created.

**News & notification**

PD-CET & DNB-CET Registration closes on 31<sup>st</sup> May 2016 at 11:59 pm IST.  
FMGE Registration closes on 16<sup>th</sup> May 2016 at 11:59 pm IST. For more information and updates, visit [www.natboard.edu.in](http://www.natboard.edu.in)


---

#### **Opening Screen**

For a first time user, please follow the instructions under the heading "I am Ready to Register" to begin the registration. The candidates, who have already created a profile for DNB-CET 2016, please enter the username and password and click on "Log In" button to view the profile.

## Captcha

Candidates will see a special set of characters displayed on the screen. They will need to retype the characters in the box provided. These characters, called "CAPTCHA" are a safety feature designed so the computer knows a human is entering the system and not a computer programme. If one has trouble reading the characters, they can click the audio icon or the refresh icon. Once the Captcha is entered, click on "Begin My Registration." This will take oneself to the next section, which is "Create a Profile."



## 1. Create a Profile

In this section, candidates will enter basic contact information.

### Your name and email

1. Candidates should enter their name exactly as it appears on their MBBS Degree/Provisional Pass Certificate of MBBS
2. Enter Gender
3. Enter the email address. This is where the Application email and Admit Card will be sent.
4. Enter Father's and Mother's name. Please do not prefix any salutation such as Shri/Smt/Dr/Mr/Mrs etc while entering the name

### Create a login

Creating a login enables the candidates to log back in later if they need to make changes, or request a resend of their Admit Card or DNB-CET application.

1. **Username.** Must be a combination of alphanumeric characters (letters and numbers) but **does not** contain spaces or special characters. The maximum length allowed is 50 characters.
2. **Password.** Must be 7-20 characters long and contain **at least** one alpha and one numerical character.
3. **Secret reminder question.** If one forgets their username and password, this question will help verify their identity.
4. Read the **Data Privacy Policy** and indicate agreement to the policy. Agreement is required to register for the DNB-CET.

## Additional contact information

1. **Primary telephone number.** Enter the entire number. Mobile number is recommended as Prometric will be using this number to send important DNB-CET related text messages by SMS.
2. **Secondary telephone number.** Enter either a landline or another mobile number. Include Area Code/STD code in case of a landline number.
3. **Postal Address.** This is where the correspondence will be sent. Each address line should be limited to 30 characters including spaces. One may make use of Address line 1, 2 and 3 in case of longer addresses.

Click "Save & Continue" to move on to the next section, which is the DNB-CET Application.

**Note that once the profile has been created and saved, no changes can be made to the name or username. Username and password will be used to login into the profile.**

Additional contact information

Primary telephone number (examples)      Secondary telephone number (examples)

Type *	Country code *	Primary Phone Number *	Type	Country code	Secondary Phone Number
Mobile <input checked="" type="checkbox"/>	91	23456789	Landline <input checked="" type="checkbox"/>	91	23456789

(Mobile phone recommended. Used for SMS notification)

Postal Address (address where you would like correspondence sent)

Country \*  
India

Address line 1 \*  
Address Line 1

Address line 2  
Address Line 2

Address line 3  
Address Line 3

City \*  
City

States / Union Territories \*  
Please select a state / province...

PIN CODE \*  
(For India - If you do not know your Pin Code look on the Indian Postal Services website - www.indiapost.gov.in)  
123456

Save & Continue »

## 2. Apply for DNB-CET

Once the candidates have successfully created their profile, they will be taken to the exam selection screen. To register for DNB-CET, please select Diplomat of National Board, Centralized Entrance Test (DNB-CET) from the drop down menu.

### Exam Information

Once the exam is selected, click on Save & Continue button. The next screen will be the exam information screen which will provide important information related to exam such as important dates, fees and program information.

Create Profile    Select Program    Program Information    Apply for Program    Educational Background    Select Location    Select Date & Time    Payment

National Board of Examinations  
राष्ट्रीय परीक्षा बोर्ड

Select Program

Please select the exam you wish to apply for \*

Diplomat of National Board, Centralized Entrance Test (DNB-CET)

« Back    Save & Continue »

This site is compatible with Microsoft Internet Explorer® 10.0 and above and Google Chrome®.

National Board of Examinations  
राष्ट्रीय परीक्षा बोर्ड

DNB-CET  
Centralized Entrance Test  
(Diplomat of National Board, Centralized Entrance Test)

Program Information

**NEW AND SIMPLIFIED ONLINE PAYMENT!**  
Click Here for Details Contact Us Call NBE Candidates Care  
The National Board of Examinations was established in 1975 with the prime objective of improving the quality of the Medical Education by elevating the level and establishing standards of post graduate examinations in modern medicine on an all India basis. The Board at present conducts postgraduate and postdoctoral examinations in 54 disciplines approved by the Board for the award of Diplomat of National Board.  
Registration closes on 31<sup>st</sup> May 2016 at 11:59 pm IST. For more information and updates, visit [www.natboard.edu.in](http://www.natboard.edu.in)

**Diplomat of National Board Centralized Entrance Test (DNB-CET)**  
Conducted twice a year, the next DNB-CET testing window will be from 30 June - 3 July 2016 across 16 cities. Candidates who are in possession of MBBS degree / Provisional Pass Certificate recognized as per the provisions of the Indian Medical Council Act 1956 and possess permanent / provisional registration certificate of MBBS qualification issued by the Medical Council of India and have completed one year of internship / likely to complete on or before 31<sup>st</sup> July 2016 may apply for DNB-CET July 2016 Admission Session. A candidate can only appear once during the testing window. Candidates already pursuing DNB/MDMS courses are not eligible to appear in DNB CET.  
Candidates can register and schedule for the exam and pay the requisite fee of Rs. 4500 online on the website [www.cet.natboard.edu.in](http://www.cet.natboard.edu.in). Seats will be available on first come first serve basis. There is no option to reschedule the examination. The list of test centres is available on [www.cet.natboard.edu.in](http://www.cet.natboard.edu.in).

**IMPORTANT DATES:**

- Registration for DNB-CET      20<sup>th</sup> April - 31<sup>st</sup> May 2016
- DNB-CET Testing Window      30<sup>th</sup> June - 3<sup>rd</sup> July 2016
- DNB-CET Results                  Please check NBE Website

Before you proceed please read the instructions thoroughly:  
Look at the [Information Bulletin for Diplomat of National Board, Centralized Entrance Test \(DNB-CET\) July 2016 Admission Session](#) It explains how to complete the application.

Make sure you have the following information:

- MBBS Details
- Internship completion date
- Locations you are available to take the test
- Credit/Debit Card Details for online payment

« Back    Continue »

Questions about the registration forms?  
[Information Bulletin for Diplomat of National Board, Centralized Entrance Test \(DNB-CET\) July 2016 Admission Session.](#)  
The cutoff for changes is 31<sup>st</sup> May 2016.

This site is compatible with Microsoft Internet Explorer® 10.0 and above and Google Chrome®.

## Personal Information

Candidates need to enter their Nationality, Category as per central list and Date of Birth.

Candidates will also need to select "No" or "Yes" to the question "Are you a Person with Disabilities (Physically Handicapped)?" They will have to once again confirm if they have selected yes to this question.

Candidates will be asked to choose their domicile state. This is the state which they consider as their permanent residence.

Next, they will be asked to select any religious or linguistic minority they belong to. If applicable, select Yes. They will be further asked to specify the religion they belong to or the language they speak.

Candidates will also need to enter the MCI/SMC Registration number along with the name of their Medical Council and the Type of Registration.

Click on Save and Continue to move to the next section.

The screenshot shows the 'Apply for DNB-CET' form on the National Board of Examinations website. The form is divided into several sections:

- Nationality:** Radio buttons for 'Indian' (selected) and 'Other'.
- Category:** Radio buttons for 'General', 'Scheduled Caste (SC)', 'Scheduled Tribe (ST)', and 'OBC (Non-Creamy Layer)'. 'General' is selected.
- Date of birth:** A date picker showing '02/06/1990'.
- Disabilities:** Radio buttons for 'Yes' and 'No'. 'No' is selected.
- Domicile:** A dropdown menu showing 'Gujarat'.
- Minority:** Radio buttons for 'Yes' and 'No'. 'No' is selected. Below, there is a dropdown for 'Linguistic' and a text input for 'Specify language' containing 'Hindi'.
- MCI/SMC Registration Detail:** A text input for 'SMC5667463', a dropdown for 'Jammu & Kashmir Medical Council', and a dropdown for 'Permanent'.

At the bottom of the form, there are buttons for '< Back' and 'Save & Continue >'. Below the form, there is a section for 'Questions about the registration forms?' with an information bulletin for the July 2016 Admission Session, stating a cutoff for changes on 31st May 2016. At the very bottom, a note states: 'This site is compatible with Microsoft Internet Explorer® 10.0 and above and Google Chrome®.'

## Educational Background

Candidates must enter the total aggregate marks obtained in their professional MBBS examination as percentage of marks obtained along with the name of the university/institute/college where MBBS was completed, state and month and year of passing MBBS.

Next, they will be required to enter information on their Internship completion date. (Internship completion date must be on or before **31 July 2016**). If any additional educational qualification has been obtained, please specify the same along with the year of passing the additional qualification.

Candidates will be required to provide additional information pertaining to being deported/rusticated during a medical course or being charged for use of unfair means by NBE or any other examination body. If they have appeared for any NBE exam before, please specify details.

1 Create Profile 2 Select Program 3 Program Information 4 Apply for Program 5 Educational Background 6 Select Location 7 Select Date & Time 8 Payment

National Board of Examinations  
राष्ट्रीय परीक्षा बोर्ड

DNB-CET  
Centralized Entrance Test  
(Diplomate of National Board, Centralized Entrance Test)

Apply for DNB-CET

Primary Medical Qualification Detail

Please enter your total aggregate marks obtained in 1<sup>st</sup>+2<sup>nd</sup>+3<sup>rd</sup>+4<sup>th</sup>, if any professional MBBS examination as percentage of the maximum total marks

Your total percentage marks \* [How to enter marks](#)

78.9 %

State/Union Territory where your MBBS University/Institution is located. \*

Gujarat

Choose the University/Institute/College where you completed your MBBS \*

SBKS Medical Instt. And Research Centre, Vadodra

Month and Year of Passing MBBS \*

May 2007

Internship

Select the date of completion for your internship \*

03/07/2007

Additional Educational Qualification

Additional Educational Qualification

Year of Passing Additional Education

2011

Additional Information

Have you ever been deported / rusticated during medical course? \*

Yes  No

Please provide details of deportation / rustication \*

Have you ever been charged of use of Unfair Means by NBE or any other Examination Body? \*

Yes  No

Please provide details of Unfair Means charge \*

Have you appeared in any recent exam conducted by NBE? \*

Yes  No

Select the most recent previous exam in which you appeared in \*

AIPGMEE

Enter Previous Roll Number or Testing ID of most recent exam \*

sr450790

Year of most recent Previous NBE Exam \*

2013

## Declaration by Candidate

In this section, candidates will be required to choose "I Agree" or "I Disagree" to the declaration statement. This declaration affirms that candidates are eligible to take the DNB-CET and all the information that is entered is correct.

After reading this section, candidates need to choose "I agree," in order to click "Save & Continue" to proceed to the next section. **If you select "I disagree," you will not be allowed to proceed.**

Declaration by Candidate

I certify that I fulfill the eligibility requirements for DNB-CET and admission to DNB Courses and have furnished complete and correct information. I am not pursuing any DNB course as on date and have not left any DNB course after joining. I understand that any instances of furnishing incorrect information detected at any stage of the selection process will automatically disqualify me from the selection process and I will not be allowed to appear for DNB-CET in future. Similarly, if such instances go undetected during the current selection process but are detected in subsequent years, such disqualification will take place with retrospective effect. I also understand that provision of incomplete information will automatically disqualify me from the selection process. I have read the information bulletin and do hereby undertake that I will not indulge in any unfair means/practice for DNB-CET. I understand that decision of NBE shall be final and binding upon me. Any dispute concerning DNB-CET would be subject to Jurisdiction of the Competent Courts exclusively at Delhi/New Delhi only. I will comply with Non-Disclosure Agreement as indicated in the Information Bulletin.

Indicate your agreement \*

I agree  I do not agree

Back Save & Continue

Questions about the registration forms?

Information Bulletin for Diplomate of National Board, Centralized Entrance Test (DNB-CET) July 2016 Admission Session.

The cutoff for changes is 31<sup>st</sup> May 2016.

This site is compatible with Microsoft Internet Explorer® 10.0 and above and Google Chrome®.

## Errors

If one chooses "Save & Continue" and they have not completed any mandatory fields (marked by "\*"), an error message will appear on the screen besides that particular field which is either incomplete or entered incorrectly. The fields that are missing are highlighted in red. In this example, the candidate has not entered the primary phone number as well as the address line 1 which are mandatory fields. Both the information needs to be entered in order to proceed further. System will also display any errors on the top of the page once you select "Save & Continue" button.

The screenshot shows a registration form for the National Board of Examinations. At the top, there are fields for 'Your secret answer' and 'Confirm answer to reminder question'. Below that is a 'Security & Data Privacy Policy' section with 'I agree' and 'I do not agree' options. The main section is 'Additional contact information'. It has two columns: 'Primary telephone number (examples)' and 'Secondary telephone number (examples)'. The primary phone number field is highlighted in red with the error message 'The Primary Phone Number field is required'. The address line 1 field is also highlighted in red with the error message 'The Address line 1 field is required'. Other fields like 'Country', 'Address line 2', and 'Address line 3' are visible but not highlighted.

## 3. Schedule the Exam

### Select Location for the Exam

The next step will be to choose the preferred location where one would like to take the exam. DNB CET will be conducted in 16 cities across India. Candidates may choose any one of the preferred location to schedule the exam.

The screenshot shows the 'Schedule Your Test' page on the NBE website. At the top, there is a progress bar with steps: 1. Create Profile, 2. Select Program, 3. Program Information, 4. Apply for Program, 5. Educational Background, 6. Select Location (current step), 7. Select Date & Time, 8. Payment. The page title is 'National Board of Examinations' and 'राष्ट्रीय परीक्षा बोर्ड'. Below the title, there is a 'Schedule Your Test' section with a warning: 'Please choose your location, date and session carefully - you will not be allowed to make any changes once you have selected and saved your choice.' The 'Location' dropdown menu is open, showing 'Please select a location...'. There is a 'Back' button at the bottom left.

Availability is on a first come, first serve basis and candidates will be only shown options that are available at the point of scheduling the exam. In case all seats in a particular location are filled, candidates will see a message indicating all seats in that location are filled and they will be asked to select a new location.

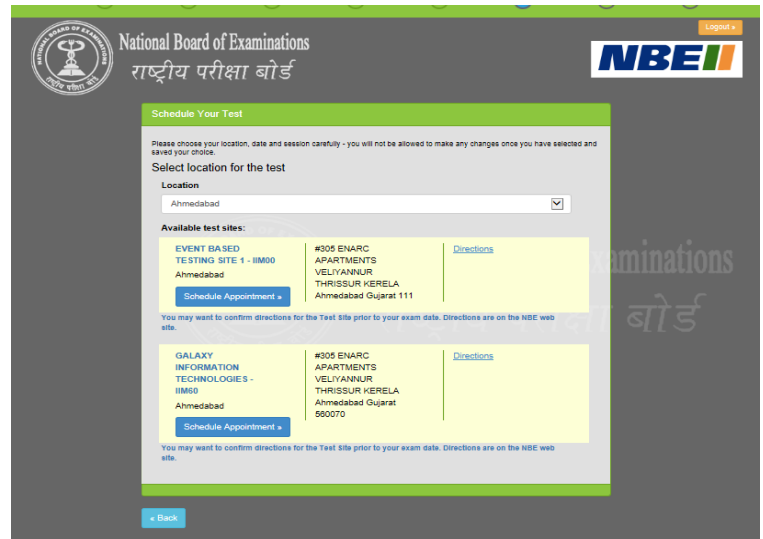
The screenshot shows the 'Schedule Your Test' page on the NBE website. The 'Location' dropdown menu is open, showing 'Kolkata'. A red oval highlights the message: 'There are no seats available at this location. Please select a new location.' The rest of the page is the same as the previous screenshot, showing the progress bar and the 'Schedule Your Test' section.

**Note: The DNB-CET may be taken during the window of 30 June – 3 July 2016. There will be two sessions available for testing i.e. 10 a.m. and 3.45 p.m. Each candidate is required to appear only in one session during this testing window.**

## Select Test Site

Once candidate has selected a location for the exam, all available test sites in that particular location will show up. Candidate may choose any available test site. The exact address and location can also be viewed by clicking on the link "Directions". Candidates are advised to familiarize themselves with the location of examination centre and plan travel time accordingly.

In order to proceed with the scheduling, click on "Schedule Appointment" button under the site of your choice.



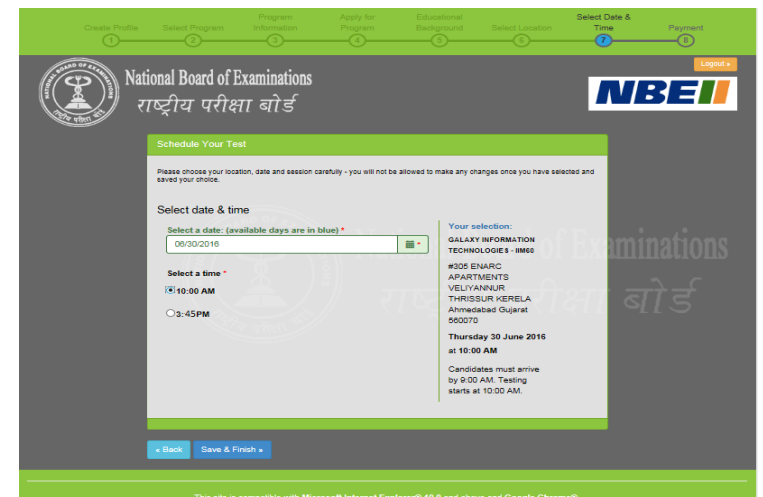
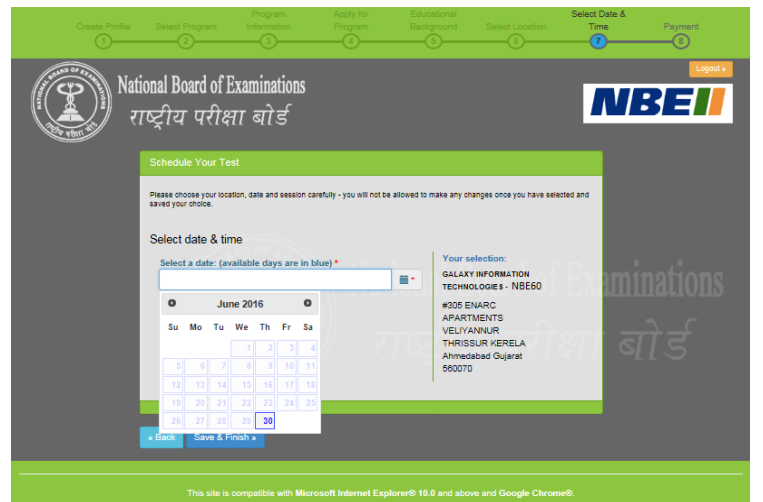
## Select Date and Time

Once candidates choose their site, they must choose the date during the testing window i.e. 30 June- 3 July 2016, when they want to take the DNB-CET. Candidates will only be able to select dates highlighted in blue. If a date in the testing window is not shown, it means that all available testing sessions at that site for that date have already been filled.

Once the date is chosen, candidates will need to choose the time of the exam i.e. either 10 a.m. session or the 3.45 p.m. session. If either of these two times does not appear, it means all available testing seats for that time have already been filled.

**Note:** The selection of test centre, date and time will be shown at the right of the screen under the header "Your Selection". In order to change the selection, candidate may click on the Back button to make appropriate changes.

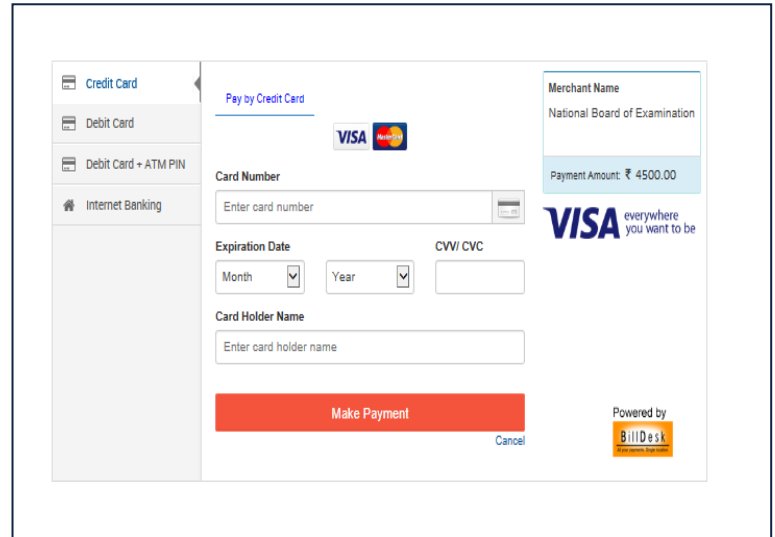
Click on "Save & Finish" button to move towards the payment screen



## 4. Make Online Payment

Candidates will be required to pay the exam fees (Rs 4500) online using their credit/debit cards issued by banks in India or through net banking. Please select the payment option from the tabs indicated on the Make Payment Screen and fill in the required information. Once all the information has been entered, click on Make Payment button. Upon successful authorization of payment, the profile will be registered and candidate will receive an admit card within 24 hours on the registered email address.

Please keep the payment information ready at the time of scheduling the exam. The transaction must be completed within 30 minutes to reserve the seat and time selected. Failure to do so will result in the release of the selected date and time and one will have to begin the process again.



## Note: Payment can only be made online for DNB-CET 2016

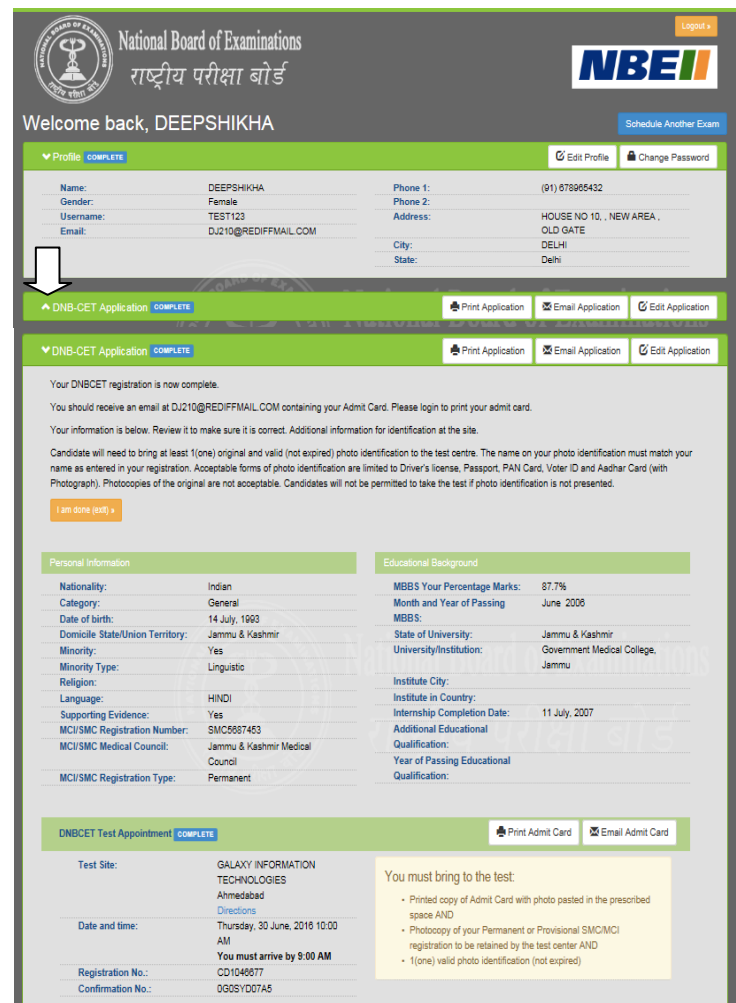
### Confirmation Page

If all information has been entered correctly, candidate will be redirected to the Welcome Back page. They should read the confirmation screen to make sure all information entered is correct. If any information is incorrect and needs to be updated, click the "Edit Profile" or "Edit Application" buttons to make appropriate changes in the area where the correction needs to be made. Candidates will be able to edit their profile till 31 May 2016.

To view the DNB-CET application, click on the arrow against the exam header "DNB-CET Application". The application will show up as indicated.

**Please note: Candidates will receive the admit card within 24 hours of scheduling at their registered email address. They can also login into your profile using the username and password to print a copy of the admit card.**

**Note:** If candidates want to schedule another exam, while on the confirmation screen, they can click on the button "Schedule Another Exam" to continue scheduling. If one wants to schedule later, they can log back in using their username and password.



Personal Information		Educational Background	
Nationality:	Indian	MBBS Your Percentage Marks:	87.7%
Category:	General	Month and Year of Passing	June 2008
Date of birth:	14 July, 1993	MBBS:	
Domicile State/Union Territory:	Jammu & Kashmir	State of University:	Jammu & Kashmir
Minority:	Yes	University/Institution:	Government Medical College, Jammu
Minority Type:	Linguistic	Institute City:	
Religion:		Institute in Country:	
Language:	HINDI	Internship Completion Date:	11 July, 2007
Supporting Evidence:	Yes	Additional Educational Qualification:	
MCI/SMC Registration Number:	SMC5987453	Year of Passing Educational Qualification:	
MCI/SMC Medical Council:	Jammu & Kashmir Medical Council		
MCI/SMC Registration Type:	Permanent		

**DNB-CET Test Appointment COMPLETE**

Test Site:	GALAXY INFORMATION TECHNOLOGIES Ahmedabad Directions
Date and time:	Thursday, 30 June, 2016 10:00 AM You must arrive by 9:00 AM
Registration No.:	CD1046877
Confirmation No.:	DGOSYD07A5

**You must bring to the test:**

- Printed copy of Admit Card with photo pasted in the prescribed space AND
- Photocopy of your Permanent or Provisional SMC/MCI registration to be retained by the test center AND
- 1(one) valid photo identification (not expired)



## Admit Card Summary Email

When the Admit Card is received by email, it should be read carefully and all information mentioned should be verified. Candidates should then print a copy.

Candidates **must bring** the Admit Card with them on the day of the exam. **They will not be allowed to take the exam without the Admit Card.**

To the right is an example of what the email Admit Card will look like.

To begin the exam, Candidates must enter the DNB-CET Registration Number/ Testing ID given on your admit card into the computer.

ADMIT CARD FOR DNB CET JULY 2016 ADMISSION SESSION	
Dear DEEPSHIKHA	<div style="border: 1px solid black; width: 40px; height: 40px; text-align: center; font-size: 8px;">Paste your recent passport sized photograph here</div>
Thank you for scheduling for DNB CET July 2016 Admission session.	
Your appointment request has been received and confirmed. Please do not reply to this e-mail. For additional information, visit NBE website at <a href="http://www.cet.naboard.edu.in">http://www.cet.naboard.edu.in</a>	
This confirmation is your official admit card. You must bring this with you to the testing centre on the day of your examination.	
To begin exam, you must enter your Registration Number/Testing ID (Roll No.): CD1046677	
Confirmation Number: 0695YD07A5	
Transaction ID: FFM443260305	
<b>Examination Date: 30 Jun, 2016</b>	
<b>Examination Time: 10:00 AM</b>	
<b>Reporting Time: 9:00 AM</b>	
Reporting time is 1 hour prior to the examination time. The reporting counter will close at 9:30 AM, no late entry is permitted after that.	
Examination duration including 15 min Tutorial: 3 hr and 45 min	
Candidate's Name: DEEPSHIKHA	
Candidate Address: NEW AREA, DELHI, Dc., 110002, In	
Candidate Email: DEEPSHIKHA@FFMMAIL.CO	
Category: General	
Person with Disability/Physically Handicapped: No	
Date of Birth: 09/07/1997	
<b>Test Site: GALAXY INFORMATION TECHNOLOGIES</b>	
Site Code: IM60	
Test Site Address: #305 ENARC APARTMENTS	
VELLYANNUR	
TRISSUR	
KERALA, Alamedabad, Gujarat - 560070	
Admit Card Issued By: National Board of Examinations Medical Enclave, Ansari Nagar, Ring Road, New Delhi - 110029 Website: <a href="http://www.naboard.edu.in">http://www.naboard.edu.in</a> Phone: 1800111700 (Toll-Free)	
This Admit card is governed by the Information Bulletin for DNB CET July 2016 Admission Session.	
Your candidature is purely provisional and is subject to fulfillment of the eligibility criteria as indicated in the Information Bulletin. By making this online application and registration for the exam, you have confirmed to comply with the eligibility criteria and other terms and conditions as contained in the Information Bulletin. Please note that any incorrect information detected at any stage shall summarily lead to disqualification of your candidature.	
Kindly read the instructions for candidates stated on the next page.	

INSTRUCTIONS FOR CANDIDATES	
<ol style="list-style-type: none"><li>NBE reserves the right to verify the identity and genuineness of each candidate by taking thumb impression and photograph of the candidate or by any other means.</li><li>Candidates MUST bring to the test centre the following documents:<ol style="list-style-type: none"><li>Printed copy of the Admit Card with photo pasted in the prescribed space</li></ol></li></ol>	
<p style="text-align: center;"><b>AND</b></p>	
<ol style="list-style-type: none"><li>Photocopy of your Permanent or Provisional SMC/MCI registration*, to be retained by the test centre</li></ol>	
<p style="text-align: center;"><b>AND</b></p>	
<ol style="list-style-type: none"><li>Any one of the following authorized photo IDs** (must be <b>original and non-expired</b>):<ul style="list-style-type: none"><li>PAN Card</li><li>Driving Licence</li><li>Voter ID</li><li>Passport</li><li>Aadhar Card (with Photograph)</li></ul></li></ol>	
*Candidates who have obtained their Primary Medical Qualification outside India and do not have SMC/MCI registration should bring their original screening test pass certificate issued on NBE letterhead	
** The photo identification must match the one shown on your Admit Card. If your photo has changed, then you must bring the relevant documents listed below at the time of the exam. <ul style="list-style-type: none"><li>Marriage Certificate</li><li>Divorce Certificate</li><li>Legal Name Change Document</li></ul>	
<b>EXPIRED DOCUMENTS OR PHOTOCOPIES WILL NOT BE ADMITTED AS PROOF OF IDENTITY.</b>	
<ol style="list-style-type: none"><li>Electronic Gadgets such as mobiles (camera/Bluetooth devices etc) are <b>STRUCTLY</b> prohibited in the testing premises. Candidates found in possession of such electronic gadgets are liable for penal action.</li><li>Candidates must arrive 1 hour before the exam is scheduled to start in order to begin the check in process. <b>The reporting counter will close 30 minutes before the exam start time, no late entry is permitted after that.</b> Early exit from the test center is not permitted.</li><li>Candidates are advised to acquaint themselves with the location of the test center one day prior to the examination.</li><li>This admit card is subject to the condition that if inelegibility is detected at any stage, the candidature will be cancelled.</li><li>Check the particulars in the admit card carefully. Error, if any may be reported to NBE immediately in writing by e-mail.</li><li>No entry to test center is permitted without Admit Card.</li><li>Do not attempt to give/obtain irregular assistance of any kind during examination. Indulgence in the same shall invite penal action. Improper conduct will entail expulsion from exam.</li><li>Failure to comply with these instructions will entail registration of unfair means case and action as deemed appropriate by board shall be taken including but not limited to cancellation of the current examination and debarment of candidate from future exams.</li><li>For queries, contact 1800111700 / 0124- 6771700 from 9:00 AM to 5:00 PM (Monday to Friday).</li><li>Jurisdiction for disputes if any is exclusively before competent courts at New Delhi only.</li></ol>	

## Application Summary Email

Once the DNB-CET application has been successfully submitted, a summary of their application will be sent to them via email within 24 hours. Please save and print a copy of the application for your records.

To the right is an example of what the email application summary will look like. Candidates should expect to receive this email within 24 hours of submitting their completed application.

You have successfully registered for DNB CET	
<b>DNB-CET Application</b>	
Registration Number / Testing ID	: CD1014918
<b>Personal Information</b>	
Candidate's Name as per your MBBS degree/Provisional Pass Certificate of MBBS	: RICHAR...
Gender	: F
Category	: General
Date of Birth	: Feb, 19...
Person with Disabilities	: No
Domicile State	: Gujarat
<b>Education Information</b>	
Your MBBS Percentage	: 76.9 %
University/Institute/College	: Government Medical College, Bhavnagar
State of University	: Gujarat
Month and Year of Passing	: May, 2007
Internship Completion Date	: 05 March, 2009
Additional Educational Qualification	: ...
Year of Passing	: 2011
For queries, contact 1800111700 / 0124-6771700 from 9:00 AM to 5:00 PM (Monday to Friday).	

---

## Re-entering the DNB-CET Registration System

If one has already begun the registration and scheduling process, but need to finish the process, edit the application information, get another copy of the application or a copy of the admit card, go to [www.cet.natboard.edu.in](http://www.cet.natboard.edu.in). Enter the username and password and then click on "Log in."

Note that no cancellation or changes to the testing schedule will be allowed once the candidate has completed the registration process.

Registration closes at 11.59 p.m. on 31 May, 2016. **No changes will be allowed after that time.**

---

## Registration Help

If, during the registration process, one has questions or need help, they should click on the information links. They are always in blue text as a hyperlink.

Information related to the area that one is completing will pop up.

The screen shot on the right is an example of someone who clicked on the "password requirements" link.

Create a login

**Password requirements**

Your password must contain at least one alphabet and one numeric character. Must be 7-20 characters long. Allowed special characters: @\$%\*&~()\_+=-~!/?/.,\'

Close

Your secret reminder question \*

Your secret answer \*

Confirm answer to reminder question \*

Security & Data Privacy Policy \*

By selecting "I agree", you acknowledge you have read and agree to the [Prometric Security & Data Privacy Policy](#). Agreement is required in order to register for your exam. Indicate your agreement

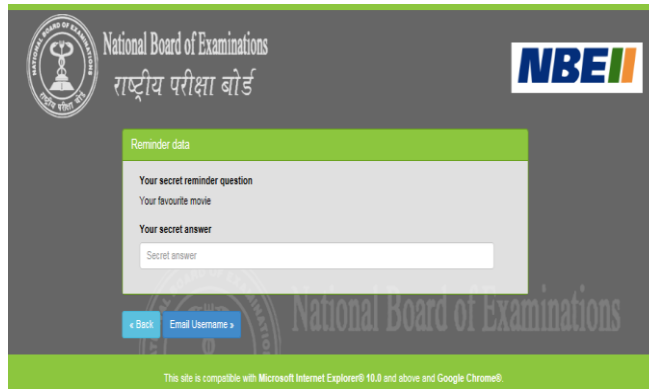
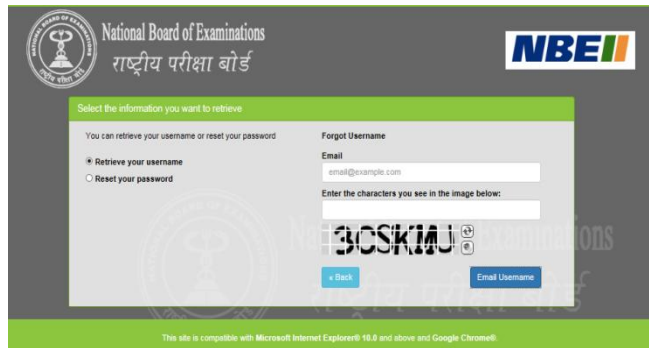

I agree

I do not agree

## Forgot Username or Password

If candidates need to login back into the system, but have forgotten their username or password, they can retrieve the same through the following steps.

1. Click on Forgot your username or password link on the home page
2. Candidates will be redirected to a screen where they will be asked to select which option they would like to retrieve.
3. For username, please enter the email id provided at the time of filling up the application form and CAPTCHA. Click on the Email Username button. Candidates will be taken to a screen where they will be asked to provide the answer to their secret reminder question. This is an added security step to ensure that a valid user is entering the system to make appropriate changes. Click on Email Username button again, the username will be emailed on the registered email address.
4. For retrieval of password, enter the username created while filling up the application form and CAPTCHA. Click on Email Password button. Candidates will be taken to a screen where they will be asked to provide the answer to their secret reminder question. This is an added security step to ensure that a valid user is entering the system to make appropriate changes. Click on Email Password button again, the password will be emailed on the registered email address.



## **The Testing Process**

Candidates will take the DNB-CET on a computer at the test centre they have opted for during the scheduling of their exam. Candidates do not need any computer experience or typing skill to take the exam. The DNB-CET examination will begin with a short tutorial on the exam and its features.

Candidates must arrive one (1) hour before their scheduled appointment. This allows time for sign in and for staff to verify their identity and documentation.

Candidates will need to bring the following documents with them to the test centre:

1. **Admit Card.** Candidates must bring their Admit Card with them to the test centre. They will not be allowed to take the exam without it. Please paste a recent photograph on the Admit Card.

2. **Required Identification.**

a. MCI/SMC Registration – Candidates must bring a photocopy of the MCI/SMC registration to the test centre. This would be retained at the test centre.

b. In addition they must present an original, valid (non-expired) form of photo identification in order to take the exam. The name on the photo identification must match the name as entered in the DNB-CET registration. Acceptable forms of photo identification are limited to: Passport, PAN Card, Voter's ID, Driving License and Aadhar Card (with Photograph). Expired or Photocopies of the original are not acceptable.

**Note: Candidates who do not present appropriate photo identification will not be allowed to take the DNB-CET.**

## Test Centre Rules

To ensure that all candidates are tested under equally favourable conditions, the following regulations and procedures will be observed at each test centre. Failure to follow any of the security procedures may result in the disqualification of the exam. NBE or its designated agency reserves the right to audiotape and videotape any exam session.

**References/Study Materials** No reference materials, papers or study materials are allowed at the test centre. If one is found with these or any other aids, he/she will not be allowed to continue the exam and the answers will not be scored. Candidates will be provided with scratch papers and pencils to use during the exam session. These items (used and unused) must be returned at the end of the exam session. Removing scratch paper from the test centre will be considered an act of misconduct.

**Personal Items** Personal items, other than identification documents, are not allowed in the testing room. This includes cell phones, PDAs, BlackBerry® devices, digital/analogue watches, and any other electronic or photographic devices. Candidates will not have access to their personal items during the exam. If anyone fails to follow the directions of the test centre staff, they will not be permitted to take the exam. Any violation of this procedure during the exam may result in cancellation of the scores, dismissal by the test centre staff, or banning from future testing. Test Centres, NBE or its designated agency assume no responsibility for personal items or devices that are brought into the test centre.

**Breaks** There are no scheduled or unscheduled breaks. Once candidates are seated at the test centre, they must remain in their seat during the exam except when authorised to leave by a test centre staff member.

**Visitors** Friends or relatives who accompany candidates to the test centre are not allowed to wait in the test centre or be in contact with the candidates while taking the exam.

**Misconduct or Disruptive Behaviour** Candidates who engage in any kind of misconduct or disruptive or offensive behaviour may be dismissed from the exam. Examples are: giving or receiving help, taking part in an act of impersonation, removing test materials or notes from the testing room, using rude or offensive language and behaviour that delays or interrupts testing.

**Weapons** Weapons are strictly prohibited at the test centre.

**Questions on Exam Content** Test centre administrators are not allowed to answer any questions pertaining to the exam content. If one does not understand a question on the exam, they should answer the question to the best of their ability.